

level

# Micro Markets



The New Breakroom Experience



# Logo

# Vending Co Name

Micro Market Solution



# Outline

**What is a Micro Market?**

**Employee Benefits**

**Unique Features**

**Customizable Layouts**

**Basic Requirements**



# Your Workplace Deserves A Better Breakroom



**Did You Know?** A well-stocked break room leads to **happier, more productive workers** while decreasing overall stress\*

**58% of American consumers** agree that it is important to eat healthy\*\*

**An engaging breakroom** can foster creative interactions and keep employees on site

**In some cases,** vending machines alone aren't sufficient anymore

\*Employee Benefits Advisor

\*\*Technomics

# What is a Micro Market?

## Breakroom 2.0

Unattended breakroom solution loaded with a huge and customizable variety of fresh, healthy options for your employees.



# How it Works

---



A mixture of fridges and shelving will stock products your customers love



Inventory will be routinely filled to keep items available



Our interactive touchscreen kiosk will enable your customers to create a custom account, browse items, and purchase products



Employees simply select, scan, pay, and enjoy! It is that easy

# Scan, Pay, & Enjoy!



## Select Product



Scan your product barcode  
or search for it in a full  
product catalog



## Pay



Pay with cash, card, mobile  
payment, or Parlevel wallet



## Enjoy!



Enjoy your new and improved  
breakroom experience

# Micro Market Max



**Keep Your Market Up & Running**  
Acrylic Shell

**Eliminate Potential Theft**  
Front-Facing Webcam  
Motion-Detecting

**Increase Customer Engagement**  
22" Touch Screen

**Speed Up Transaction Time**  
Barcode Scanner

**Provide Instant Access**  
Badge or Fingerprint Scan

**Never Miss A Sale**  
Pay With Cash or Cashless





# Micro Market Mini




Customizable Screens

Front-Facing Webcam

Barcode Scanner

11" Touchscreen

Cashless Acceptor



# Employee Benefits



# Better For You Options



## Drinks

Waters, juices, teas, coffees, protein, energy & diet drinks



## Snacks

Light snacks Including but not limited to chips, grain snacks, trail mix , & more!



## Fresh Fruit

A variety of fresh fruit will be at your employee's' disposal



## Vegetables

Vegetable Trays & Fresh Salads



## Meals

Shelf stable meals & meal kits.  
Leaner/healthier frozen meals & entrees.  
Natural meat snacks & packaged fish



## Trail Mix

A variety of trail mixes to keep your employees satisfied



## Dairy

Low fat Milks, Yogurts, Smoothies, Puddings, Ice Cream, & Cheeses



## Health Bars

Protein bars, energy bars for recovery and focus

# Employee Motivation

---

Boost company morale with happier, healthier, & more productive employees.

Decrease time spent on breaks by eliminating the need to leave the workplace with fresh & healthy alternatives on demand.

Foster creative interaction by offering a breakroom that employees love visiting.

Great tasting lunch options means employees don't have to worry about bringing food from home.



# Unique Features



# Parlevel Wallet

Forgot your wallet at home? No problem! Parlevel Wallet allows your employees to create a preloaded account to pay for items. Your employees can access the wallet via scanning a FOB, user number and PIN, or simply swiping their fingerprint.

The image displays three sequential screenshots of the Parlevel mobile application interface, set against a background of fresh produce.

- Home Screen:** Features the Parlevel logo and a user profile picture in the top right. A central banner for "THE ONESHOP" includes the text "NATIONAL AUTOMATIC MERCHANDISING ASSOCIATION" and "NAMA". Below this are two main action buttons: "Browse" (Find products, Key information, and more.) and "Wallet" (Rewards, Promotions, and more.). A "Send Feedback" button is located at the bottom right.
- Access Wallet Screen:** Titled "Access Wallet", it offers a "Sign up" option for users who "Don't have a Wallet?". It contains three input fields: "Email", "User Number", and "Pin". Below the fields are buttons for "Back", "Forgot Pin?", and "Sign in". A "Start Over" button is at the bottom left, and "Send Feedback" is at the bottom right.
- My Cart Screen:** Shows a shopping cart with a "My Cart" header. It features a basket of produce and a summary table:

Subtotal	\$0.00
Sales Tax	\$0.00
<b>Total</b>	<b>\$0.00</b>

Below the table are three large buttons: "Add Item", "Wallet", and "Clear Cart". At the bottom, there is a "Swipe Card To Pay" section with a card icon and a "Start Over" button. A "Send Feedback" button is also present at the bottom right.

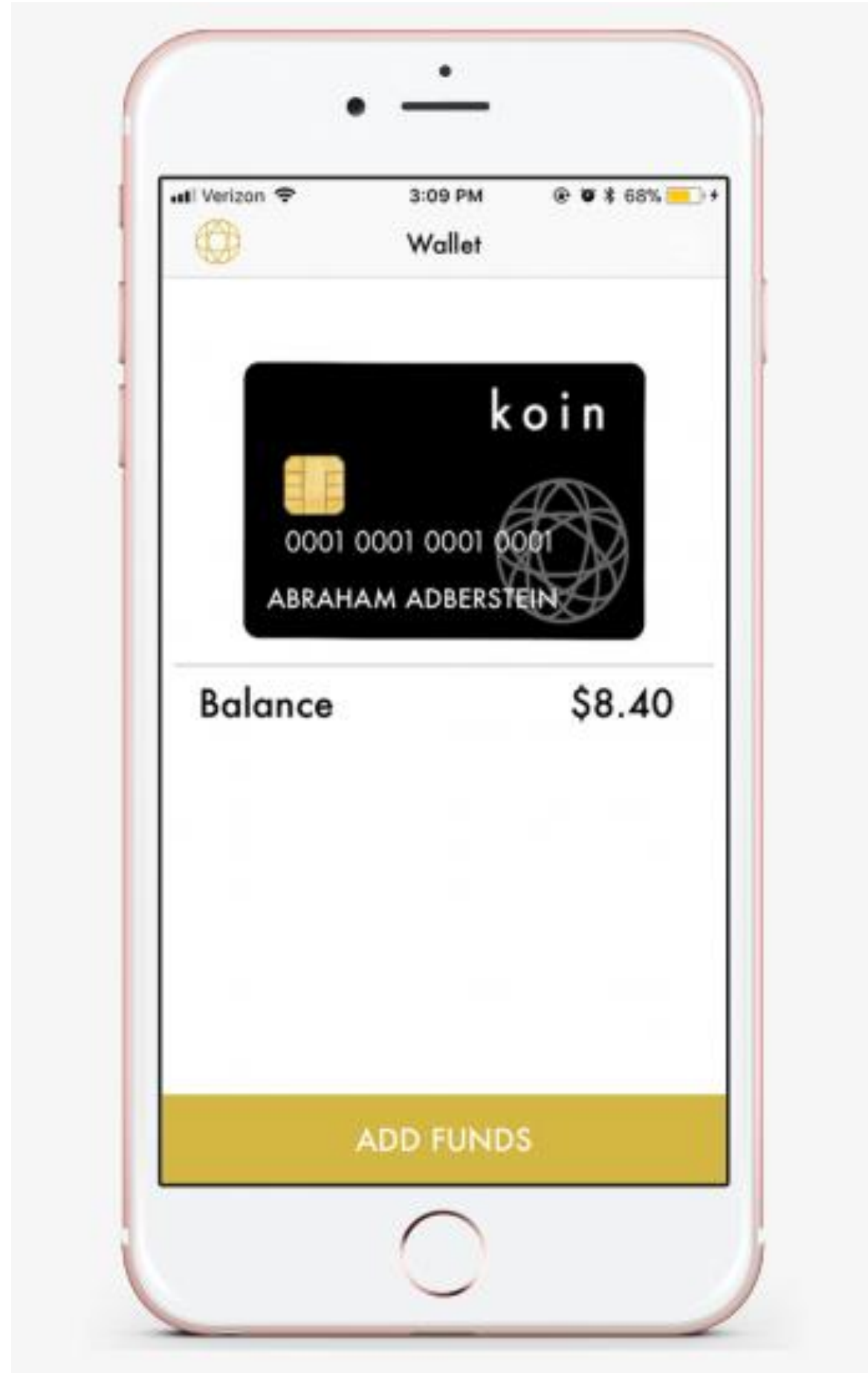
# Pay With Your Phone



Don't normally carry cash? Pay directly with your cell phone utilizing a variety of mobile payment platforms.



# koin



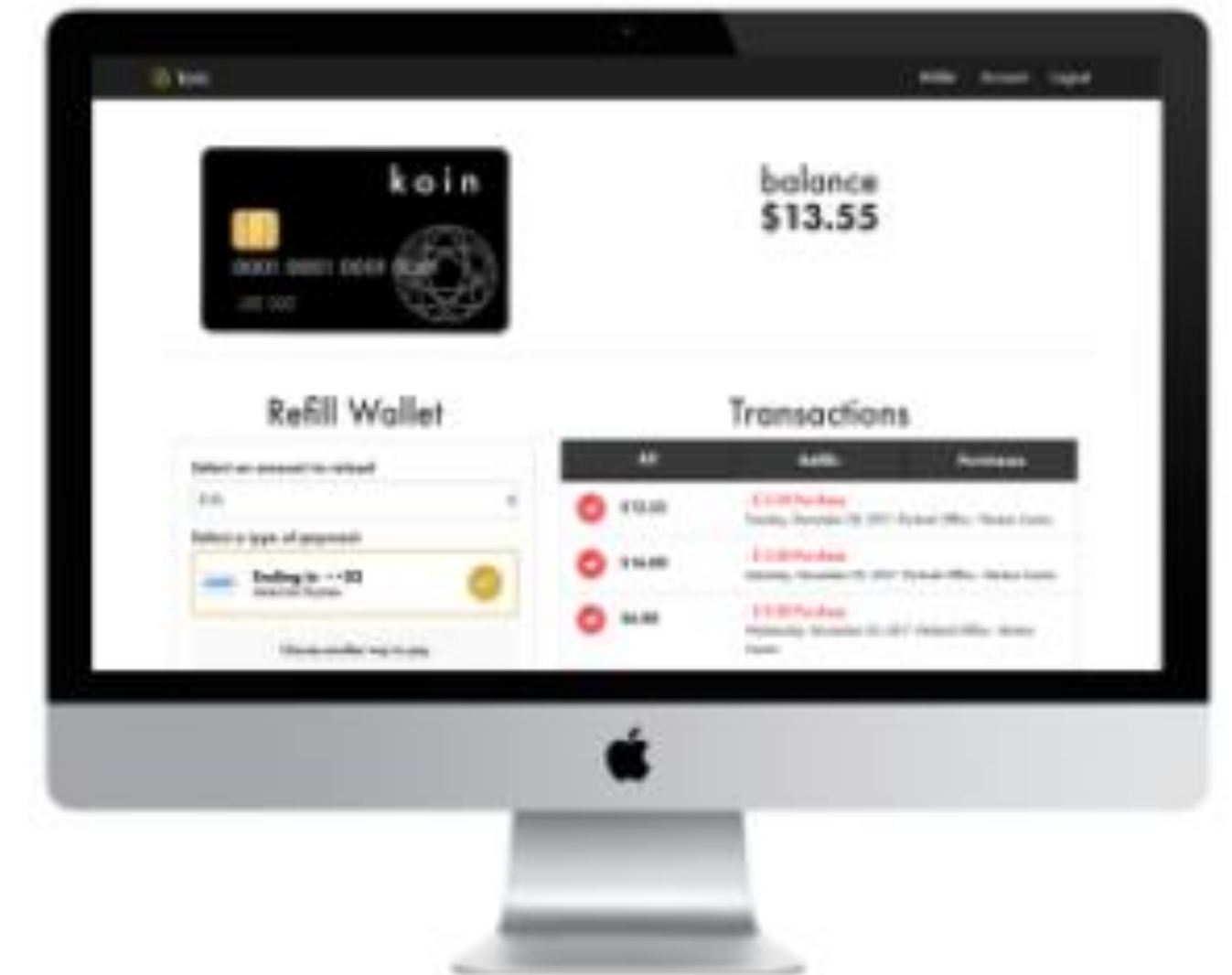
Pay with mobile device

Auto-reload feature to have funds available at any time

Check market inventory anywhere in the workplace

Provide service feedback to the operator

Constantly updating system for your convenience







# Biometrics

Pay easily & securely with a **fingerprint scanner**

A new way to make purchases quickly & easily. Simply scan your finger to purchase from your employee accounts. The system creates a unique identifier that employees can use with just a touch of their finger.



# Security

The kiosk will be fitted with a user-facing camera and an optional Nest Security cloud camera system that allow us to ensure proper micromarket usage, avoid shrinkage, and maintain a safe and secure breakroom.



# Backed By The Industry's Most Powerful VMS



We track inventory levels, product sales, & item sell-outs that help us restock the micro market in a timely manner

Detailed analytics inform us of what products your employees want

Helps us to deliver superior customer service

The screenshot displays the Parlevel VMS interface. At the top, there's a navigation bar with menus for Routes, Vending, OCS, Markets, Warehouse, Analytics, Help, and Support. The user is logged in as Jerry Foreman. The main view shows 'Route 2' with a summary of 1/60 locations, 2/10 items, and a total value of \$175.83. Below this, a list of stops is shown for 'Blick, Daugherty and Fadel', including 'Glass Front', 'Snack', and 'Breakroom MM'. Each stop has details on CSO, DNSO, PL, Collect, and DSLs. A second table shows 'Beauty College' with a weekly schedule and a total amount of \$88.83. At the bottom, another stop 'Dickens-Flatley' is listed with a total of \$35.25. On the right side, a map shows the route path through Searcy, Arkansas, with a pop-up for 'Blick, Daugherty and Fadel' showing 3/3 items and 1/1 location. The date is Wednesday, 08, June 2016.



# Customizable Layouts

# Market Designed For You

## Food & Beverage Coolers

Every market comes standard with beverage and snack coolers and freezers that can store up to 120 items at one time. Cooler sizes can be increased or decreased at the request of the client depending on the space available.




## Custom Shelving

Shelves are built to specification to accommodate up to 180 items at one time. Shelves can be decreased or extended to fit the size available for the market.

Clean & Modern Kiosk


Foot Print: 16'-19'

Shelving Options



## Kiosk & Security

Parlevel's Micro Market solution comes with the guarantee that our markets will work with minimum downtime. Your market will be kept secure with state of the art security cameras.



# Breakroom A

80 – 100 Employees

## All Snack Racks Include:

- 3 12" D Shelves w/Clear Stops
- 1 16" D Shelf w/Clear Stops
- 2 Rows of Black Baskets
- 20 Peg Hooks
- LED Lighting

## All walls include:

- Curved w/Black banded edges on all sides.
- Leveling legs.
- Image Track Headers
- Custom Sign Inserts



# Breakroom B

126 - 175 Employees



# Breakroom C

176 + Employees



All Snack Racks Include: 3 12" D Shelves w/Clear Stops, 1 16" D Shelf w/ Clear Stop, 2 Rows of Black Baskets, 20 Peg Hooks, & LED Lighting  
All Walls include: Curved w/Black Banded Edges on all Sides, Leveling Legs, Image Track Headers, Custom Sign Inserts




# Basic Requirements



# What You'll Need

With hundreds of healthy food options available, we need to ensure your breakroom has the available space and capability to host a micro market.



## Minimum 16'

With 16' available, we can place a variety of products to create your micro market.



## Data/Network Line

There needs to be availability of current internet, DSL, or wireless connections. Our IT dept. can offer suggestions.



# Let's Get Started!

Let's make your employees happy & healthy with a Vending Co & Parlevel Micro Market

## Address

Your Company Name  
1234 Main Street  
New York, 33333

## Phone & Fax

Direct Line: +453 123456789  
Fax: +777 123456789  
info@yourcompany.com

## Social Media

Facebook.com/YourName  
Twitter.com/YourName  
Youtube.com/YourName